

Thank you for choosing QuietOn 3.1

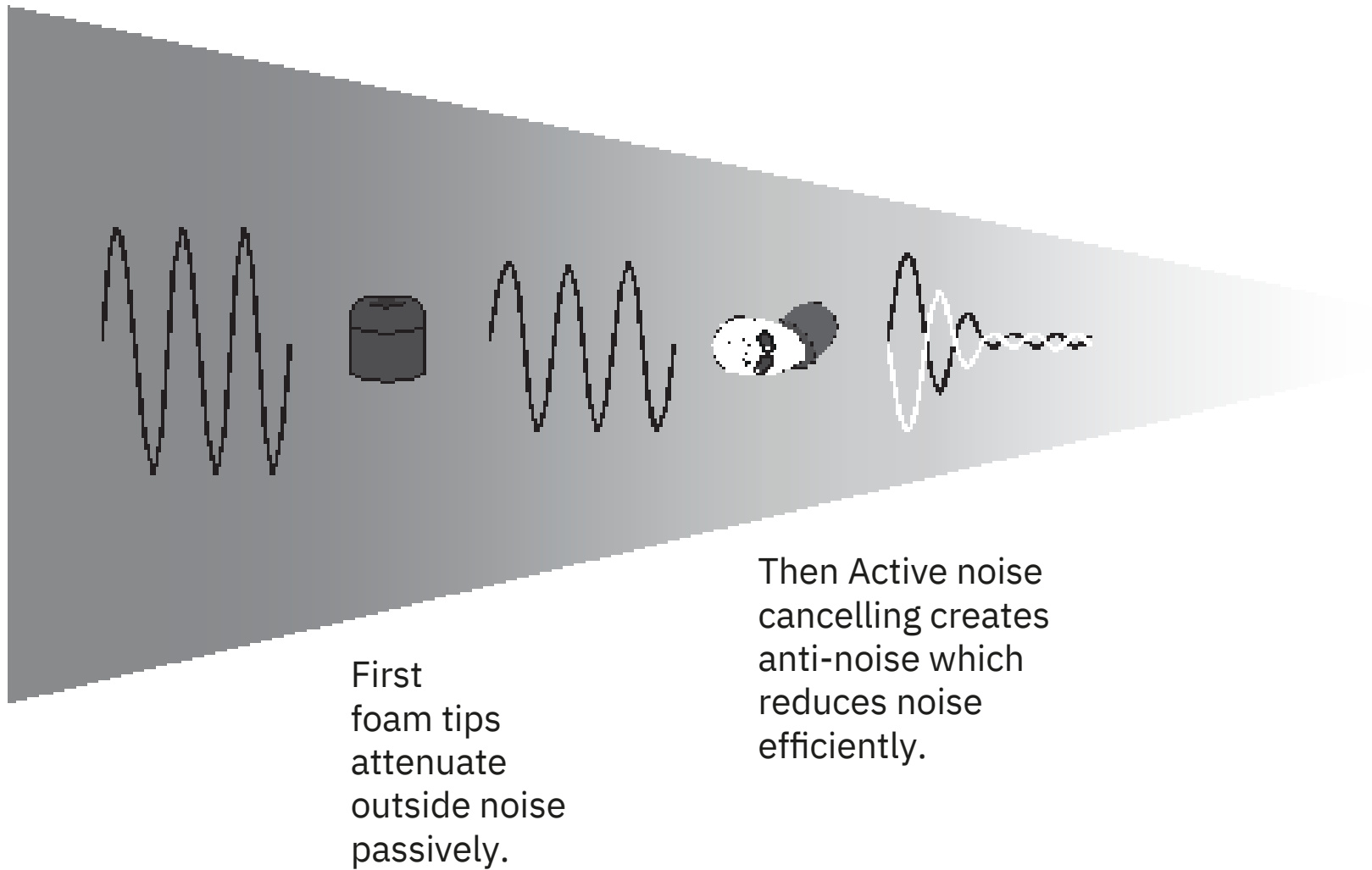
We want you to get the most out of your Quietude experience.

Therefore, please read this leaflet and accompanying Quick Guide carefully before using the device. Failure of following the instructions below could result in product damage or malfunction or even injury.



Getting started videos : www.quieton.com/start


How does QuietOn 3.1 operate?



IMPORTANT:

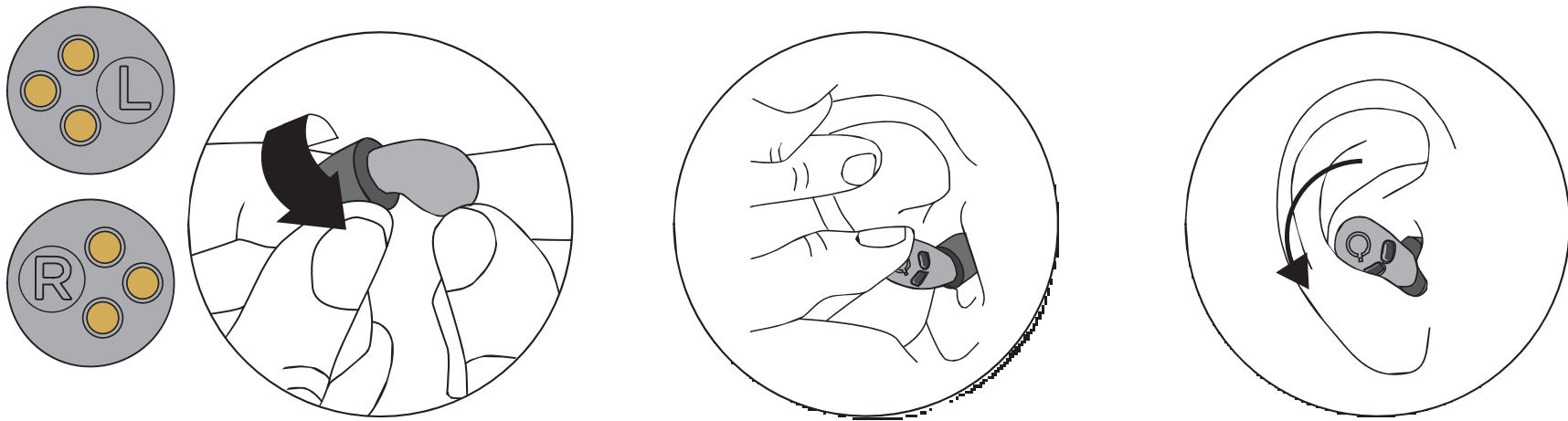
To ensure that QuietOn 3.1 works efficiently, you should seal the earbuds in your ear airtightly. When the device is placed airtightly, the foam tip attenuates the noise exactly to the right level.

The Active Noise Cancelling works only when the noise signal and the anti-noise signal are matching.



Getting started

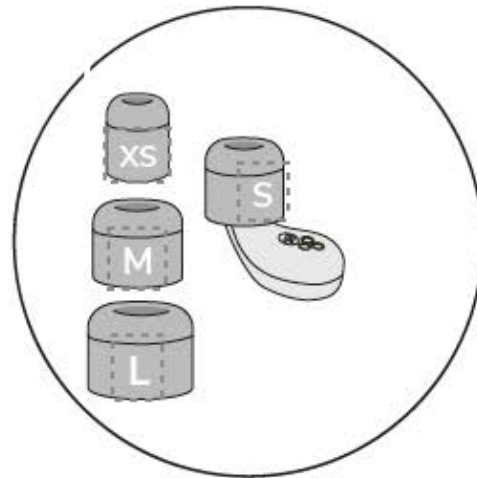
1. QuietOn 3.1 earbuds switch on automatically when the device is taken out from the charging case. No buttons needed. Earbud starts in hear-through mode and it switches to noise cancelling mode ~25 seconds after taking it out of the charging case automatically.



2. Make sure to insert earbud with letter L to left ear, earbud with letter R to right ear. Compress the foam tip by rolling it with your fingers. By default the foam tip size is small (S).
3. Pull back your ear while inserting the foam part to your ear.
4. Rotate the device backwards for optimal orientation. Wait for 15-30 sec for the foam to expand and for it to create a seal.

NOTE: After the seal is achieved, ANC and passive noise cancelling start working together and the performance improves gradually. When you listen to wide bandwidth noise with QuietOn 3.1 in your ears for a while and then take them out simultaneously, you perceive the full performance and realize how effective QuietOn 3.1 is.

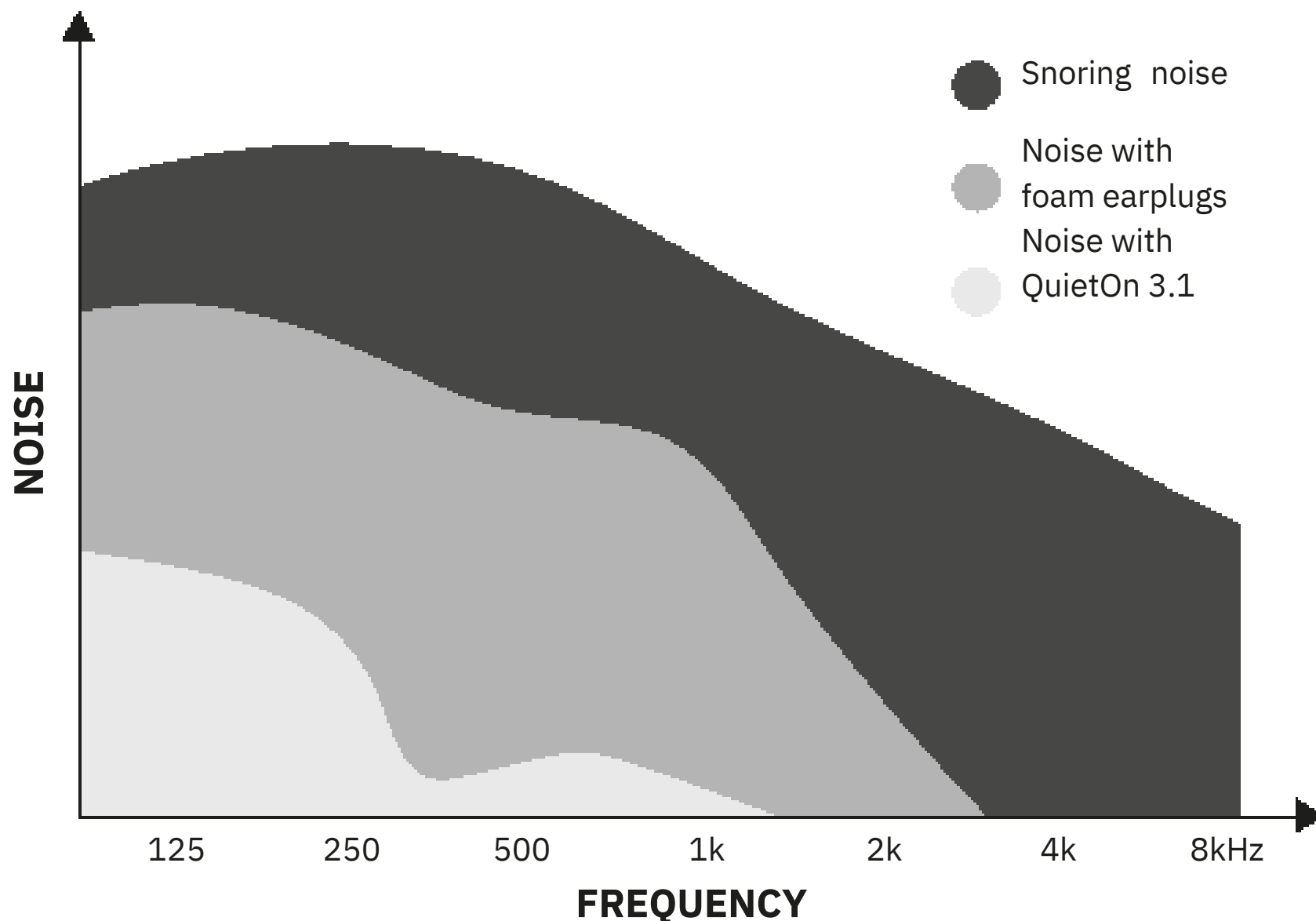
How can I be sure that I have set QuietOn 3.1 airtightly?



1. Check if the device is visible from the front view. If so, try to snug it in better.
2. Check if the foam tip size (XS, S, M, L) is correct for your ear and replace it if needed. To ensure the correct size, press the device when it is inside your ear. You should feel a change of air pressure inside the ear canal.

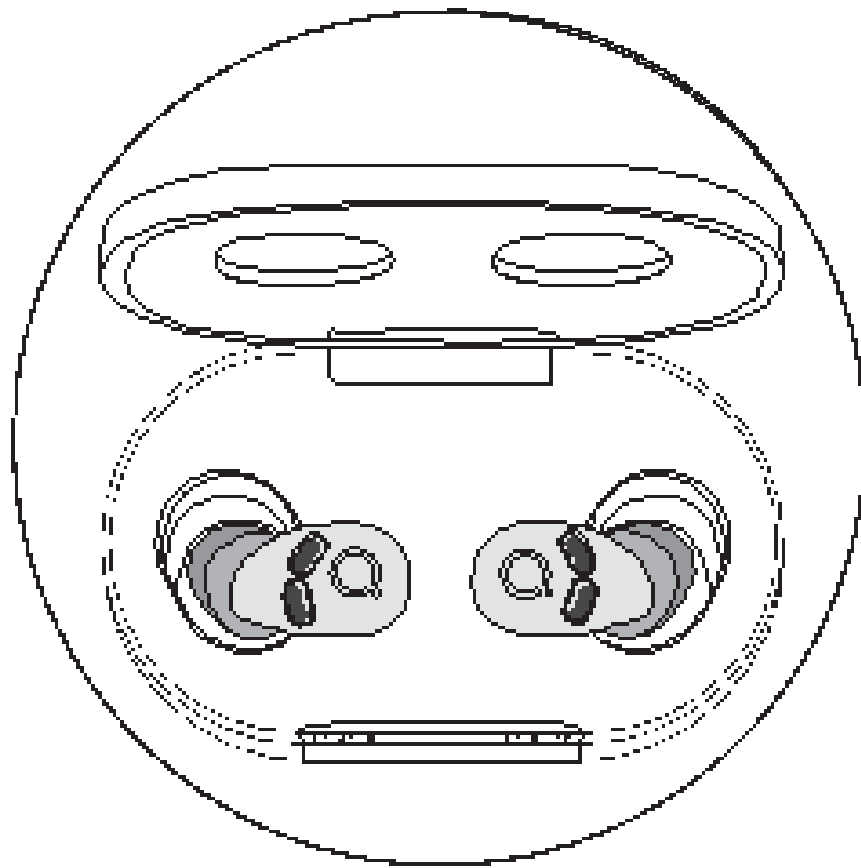
If the ears are hairy, it might cause problems in achieving airtightness and might therefore result in a lack of noise cancelling performance.

Wait a sec, I can still hear sounds with QuietOn 3.1 in my ears?



QuietOn 3.1 is efficient in canceling the noise but it will not create total silence. Nothing does. Here is a graph which shows how the QuietOn 3.1 performs with snoring. QuietOn 3.1 excels **in the lower frequencies in the sound spectrum**, such as the heavy bass music rumbling through the walls or the snoring of your partner next to you. When it comes to higher frequencies, the noise cancelling is similar to a pair of high-quality foam earplugs. So, no need to worry about oversleeping: You will not miss out on your alarm clock in the morning. If the snoring is particularly loud, it can be still partially heard, but the noise level is much lower to help you sleep.

How to be sure the earbuds battery is charged?



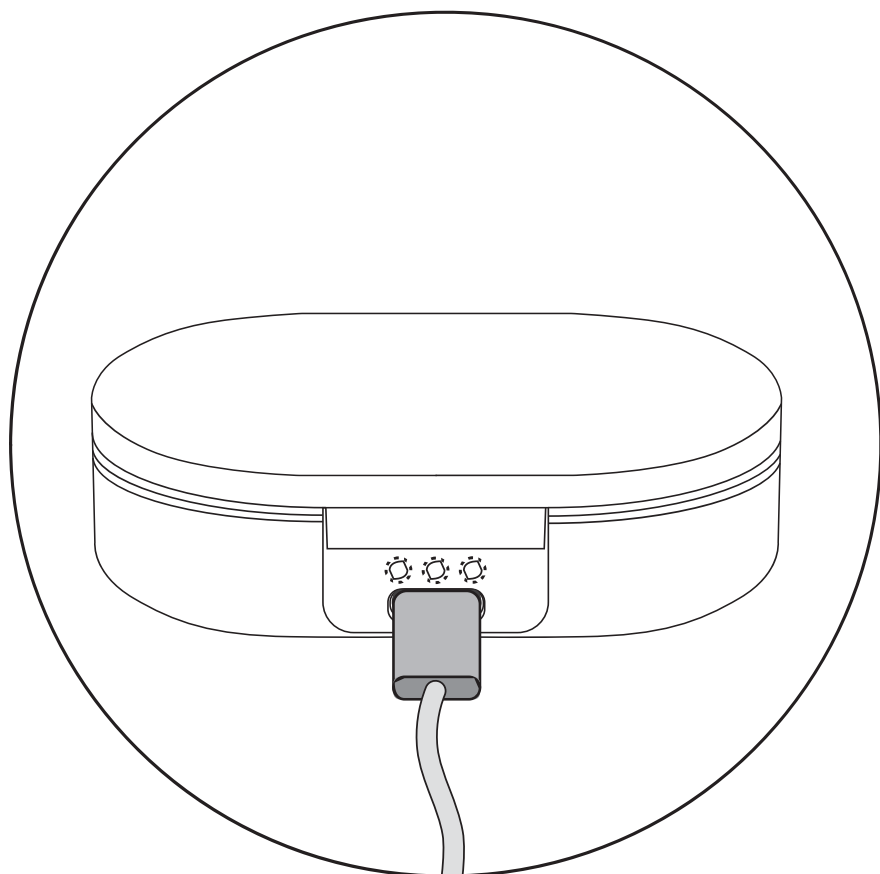
Earbud LEDs

☉ ☉ ☉	85-100%
☉ ☉ ●	60-84%
☉ ● ●	30-59%
☉ ● ●	(blinking) Less than 30%
● ● ●	Charger battery empty






The earbuds are always charging when the battery is not full, and the battery of the charger case is not empty. Charging takes about **2 hours**.

1. When the case is closed, the LED lights indicate the progress of the charging with a breathing sequence. Whenever the battery gets fuller, more and more leds are lit.
2. When the case is open, the LED lights show the battery level of the earbuds. If all lights are lit, earbuds are fully charged and ready to use. If at least one LED is lit (more than 30%), it is enough for one night. When the earbud is taken from the case, it turns on automatically.

How to charge the charger case?



Charger case LEDs

	85-100%
	60-84%
	30-59%
	(blinking) Less than 30%
	Charger battery empty

-Attach the small end of the USB-C cable to the port behind the charging case. You can find the USB-C cable in the sales box.

-Attach the bigger end to the mobile phone's charger or the laptop's USB type-A port providing 5 V and max 3 A.

-LEDs indicate the charging status.

-Charging takes around 3 hours.

-When the case is opened, it indicates its battery status for 30 sec.

-If at least one LED is lit (more than 30%), this is enough to charge the earplugs once.

STORAGE

QuietOn earbuds should be stored in charging case. Please refer to the storage temperature ranges listed in the “Temperature ranges” section. Batteries are fully charged at the factory, they will self-discharge gradually like all batteries and might need recharging before use. Please note that the battery may malfunction if not used or charged for an extended period. To keep batteries in good condition while in storage, recharge the earbuds at least every 50 days.

CLEANING AND MAINTENANCE

It is important to clean the device to maintain its functionality. To maintain the performance of your QuietOns, ensure also that your ears are clean before using the earbuds since earwax may affect earbuds’ performance.

The body of the earbud can be cleaned with a dry cloth. Do not wash the device with water, solvents, toxic chemicals, detergents or any liquid as that may damage the device.

The foam tips are wiped with a soft damp cloth or dry tissue. Do not use solvents, chemicals or detergents or soak the foam tips with water as that may damage the foam tips or the earbud.

The interior of the charging case should be kept free from dust and debris. When cleaning the interior, use dry cotton sticks. When cleaning the exterior, use dry or damp cloth. Be careful with USB port. Be careful with charging contacts, do not bend those as the device will not charge if they are bent or damaged.

TEMPERATURE RANGES

Operating temperature range for the earpiece: -4°F to 122°F (-20°C to 50°C). Storage temperature range (complete kit): -4°F to 122°F (-20°C to 50°C).

Charging temperature range: 32°F to 113°F (0°C to 45°C).

WARNINGS

Note that the device is not a hearing protector and not designed for situations that require hearing protecting. The earbuds do not remove noise completely, so even when wearing the earbuds be careful to avoid loud noises that could damage your hearing

For long periods of storage, keep the battery between -4°F (-20°C) and 122°F (50°C). Using or storing the product outside of the recommended temperature ranges may damage the products, reduce the battery's capacity, or reduce the battery's lifespan. The product may not work temporarily if used outside the optimal temperature range (either too hot or too cold). Storing the product in very hot areas such as inside a car in the summertime may result in damage to the device or cause the battery to explode.

If there is any drainage from your ear or you have an ear infection, do not use the device before having consulted your physician. Failure to do so may result in hearing loss or injury. Do not use device with wet ears to avoid device to break or eartips to swell.

The sound attenuation caused by the device can create a risk in situations where it is important to hear environmental sounds and warning alarms, for example, road traffic or warning sirens on a construction site. Note that alarm sounds will sound different when wearing the earplugs.

Local laws may restrict the use of QuietOn in traffic. Always obey local laws.

Do not use the earbuds if they produce excessively loud sound since the device may be broken and should be returned to the seller.

The device contains small parts that may present a choking hazard to small children and animals. The device is not suitable for small children.

The device contains magnets, which may affect magnetic stripe cards, pacemakers or similar devices. The device is not waterproof. Do not wet the unit. This may create a short circuit, which can cause a risk of fire and may damage the device. The charging case and earbuds are not waterproof or IP rated.

Do not expose the device to high temperatures. Do not use the device in case of mechanical breakage of the device. This may create a short circuit, which can cause a risk of fire and damage the device. Use and store the device carefully. Use only an approved USB charger or computer to charge: connected via USB type-A to USB-C cable or USB-C to USB-C cable. The charger should be compatible with the applicable safety standards: CE or UL / CSA / IEC / EN 62368. Do not leave the device on charge for long periods of time. The charging case shall be supplied by adapter providing 5V and 0.2 – 3A.

CAUTIONS

Only use compatible QuietOn eartips. Do not insert the earbud directly into the ear without a correctly attached eartip. When used according to the User Instructions, this device helps reduce exposure to noise, such as noise from vehicles and aircraft. If your hearing seems dulled or you hear a ringing or buzzing during or after any noise exposure, your hearing may be at risk and you should move away from such noise to protect your ears.

Battery performance will reduce over time. Notice that if the battery is empty, device's performance will be affected and active noise cancelling and hearing modes are not functioning. The attenuation is then at passive level. The performance of active noise cancelling earbuds may be adversely affected if sustained oscillation (whistling or instability) is perceived. If refitting the earbuds does not overcome this, you should contact us.

NO MODIFICATIONS

Modifications to this device shall not be made without the written consent of QuietOn. Unauthorized modifications may void the warranty.

DISPOSAL

QuietOn active noise cancelling earbuds have a non-replaceable rechargeable lithium-ion battery. Earbuds and batteries are required to be recycled by local, state/province, and national laws. To properly recycle/dispose of the battery, always follow local solid waste disposal regulations. Never expose the batteries to fire or excessive heat.

LIMITED WARRANTY

This warranty shall apply extended only to the original end-use purchaser or the person receiving the product as a gift and shall not be extended to any other person or transferee.

Unless a different warranty period is stated in the owner's guide provided with your QuietOn product, for a period of 2 years (in EU) or 1 year (other countries) from the date of retail purchase by the original end-use purchaser, QuietOn warrants that this product, when delivered to you in new condition, in original packaging, from a QuietOn authorized reseller and used in normal conditions, is free from any defects in manufacturing, materials and workmanship. The eartips are consumables and not under warranty.

This warranty does not cover defects resulting from improper or unreasonable use or maintenance; normal wear and tear; failure to follow operating instructions; accident; excess moisture; insects; lightning; power surges; connections to improper voltage supply; unauthorized alteration or modification of original condition; damages caused by inadequate packing or shipping procedures; loss of, damage to or corruption of stored data; damages caused by use with non-QuietOn products; product that requires modification or adaptation to enable it to operate in any country other than the country for which it was designed, manufactured, approved and/or authorized, or unauthorized opening of the cover or repair of products; and products purchased from unauthorized dealers.

During the warranty period, we will, at our sole option, as sole remedy repair or replace (using new or refurbished replacement parts) any defective parts within a reasonable period of time and free of charge.

We do not pay shipping, insurance or transportation charges from you to us, or any import fees, duties and taxes.

To obtain Limited Warranty Service you must return the product, with proof of purchase from an authorized QuietOn dealer, using the following procedures:

Contact the QuietOn organization in your country/region (visit www.QuietOn.com for QuietOn contact information in your country/region) for specific return and shipping instructions; Label and ship the product, freight prepaid, to the address provided by the QuietOn organization in your country. The product must be properly packed for shipping. All the parts included in the original sales package must be included. Place any necessary return authorization number prominently on the outside of the carton. Cartons not bearing a return authorization will not be accepted.

LIABILITY

THE PROVISIONS OF THIS LIMITED WARRANTY ARE IN LIEU OF ANY OTHER WARRANTY, WHETHER EXPRESSED OR IMPLIED, WRITTEN OR ORAL, INCLUDING ANY WARRANTY OF MERCHANTABILITY OR THE PROVISIONS OF THIS LIMITED WARRANTY ARE IN LIEU OF ANY OTHER WARRANTY, WHETHER EXPRESSED OR IMPLIED, WRITTEN OR ORAL, INCLUDING ANY WARRANTY OF MERCHANTABILITY OR FITNESS FOR A PARTICULAR PURPOSE. QUIETON CORPORATION'S MAXIMUM LIABILITY SHALL NOT EXCEED THE ACTUAL PURCHASE PRICE PAID BY YOU FOR THE PRODUCT. TO THE EXTENT NOT PROHIBITED BY MANDATORY LAW, IN NO EVENT SHALL QUIETON BE LIABLE FOR LOSS OF, DAMAGE TO OR CORRUPTION OF STORED DATA, OR FOR SPECIAL, INCIDENTAL, CONSEQUENTIAL, OR INDIRECT DAMAGES HOWSOEVER CAUSED INCLUDING WITHOUT LIMITATION THE REPLACEMENT OF EQUIPMENT AND PROPERTY, AND ANY COSTS OF RECOVERING.

This limited warranty gives you specific legal rights, and you also may have other rights that vary from state to state or country to country. This warranty does not limit any mandatory consumer rights which you have under applicable consumer law; instead it grants you additional rights.

Some places do not allow limitations on implied warranties or the exclusion or limitation of incidental or consequential damages, so the above limitations or exclusions may not apply to you.

The district court in Helsinki, Finland shall have non-exclusive jurisdiction to deal with any controversy or claim arising out of or relating to your use of any QuietOn products and they shall be resolved by the district court in Helsinki, Finland.

FURTHER INFORMATION

Further information should be sought from company website www.quieton.com or QuietOn Ltd/
Support, Hakamaantie 18, 90440 Kempele, Finland.

This product conforms to all applicable EU directive requirements.
The complete Declaration of Conformity can be found at www.quieton.com/declarations.

This device complies with UL/CSA/IEC/EN 62368.
Accessories are available from QuietOn web shop.
Navigate to www.quieton.com for additional ordering information.

